



District Report Card: 2017


State: Assam	District: Golaghat
Class: 8	Subject: Mathematics
Schools: 51	Students: 1218


Participation/Coverage


Students

 GENDER	Boys		Girls	
	Number	%	Number	%
	576	47.29	642	52.71

 AREA	Rural		Urban	
	Number	%	Number	%
	1093	89.74	125	10.26

 CATEGORY	SC		ST		OBC		GEN	
	Number	%	Number	%	Number	%	Number	%
	138	11.33	185	15.19	688	56.49	207	17.00

 CWSN	LD	VI	HI	S&LD	ID	Oth
	7	1	3	2	0	0

 Management	Government		Government-aided	
	Number	%	Number	%
	840	68.97	378	31.03

Average Performance of Students in Mathematics (%)

Overall	Gender		Area		Management		Social Group			
	Male	Female	Rural	Urban	Govt.	Aided	SC	ST	OBC	GEN
39.17	38.00	40.22	38.10	48.48	34.94	48.55	40.87	44.72	37.38	39.00

Performance on Learning Outcomes (LOs)

Learning Outcomes	Description	Average Performance(%)
M601	Solves problems involving large numbers by applying appropriate operations	39.42
M606	Solves problems on daily life situations involving addition and subtraction of fractions / decimals	34.69
M620	Finds out the perimeter and area of rectangular objects in the surroundings like floor of the class room, surfaces of a chalk box etc.	36.43
M621	Arranges given/collected information in the form of table, pictograph and bar graph and interprets them	35.19
M702	Interprets the division and multiplication of fractions	33.91
M705	Solves problems related to daily life situations involving rational numbers	39.57
M706	Uses exponential form of numbers to simplify problems involving multiplication and division of large numbers	30.14
M707	Adds/subtracts algebraic expressions	44.09
M710	Solves problems related to conversion of percentage to fraction and decimal and vice versa	28.39
M717	Finds out approximate area of closed shapes by using unit square grid/graph sheet	26.73
M719	Finds various representative values for simple data from her/his daily life contexts like mean, median and mode	51.74
M721	Interprets data using bar graph	51.99
M801	Generalizes properties of addition, subtraction, multiplication and division of rational numbers through patterns	30.46
M802	Finds rational numbers between two given rational numbers	37.64
M803	Proves divisibility rules of 2, 3, 4, 5, 6, 9 and 11	42.64
M804	Finds squares, cubes, square roots and cube roots of numbers using different methods	36.04
M808	Uses various algebraic identities in solving problems of daily life	54.23
M812	Verifies properties of parallelogram and establishes the relationship between them through reasoning	34.60
M818	Finds surface area and volume of cuboidal and cylindrical object	27.43
M819	Draws and interprets bar charts and pie charts	48.36

Range of Performance of Students who Answered Correctly							
Below 30%		30% - 50%		50% - 75%		Above 75%	
Number	%	Number	%	Number	%	Number	%
485	39.82	388	31.86	262	21.51	83	6.81

Lowest Performing Learning Outcomes (LOs)

- 1 - Finds out approximate area of closed shapes by using unit square grid/graph sheet (26.73)
- 2 - Finds surface area and volume of cuboidal and cylindrical object (27.43)
- 3 - Solves problems related to conversion of percentage to fraction and decimal and vice versa (28.39)

- 4 - Uses exponential form of numbers to simplify problems involving multiplication and division of large numbers (30.14)
- 5 - Generalizes properties of addition, subtraction, multiplication and division of rational numbers through patterns (30.46)